



HydraFLOW[®] HE



A Step Beyond... Conventional Hydraulic Coolers

- Operator Convenience with Built In Steps (Patented)
- Advanced Hydraulic System Safeguard Features
- Adaptable and Configurable Mounting Options
- Perfect fit for Chemical, Crude Oil & LPG Applications

Made In The USA



HydraFLOW® HE

MODEL NUMBER CONSTRUCTION

HE 300 A 4 X

HydraFLOW HE

(over Temperature Bypass is Standard)

System Pressure Setting

250 2500 PSI Hydraulic Relief Valve Setting
300 3000 PSI Hydraulic Relief Valve Setting

Style

A HE No Options (STD 30 GPM) with Tank
B HE No Options (STD 42 GPM) with Tank
S Steps * (STD 30 gpm)
G Gauges (STD 30 gpm)
J Steps * & Gauges (STD 30 gpm)
K Steps * (STD 42 gpm)
M Gauges (STD 42 gpm)
N Steps * & Gauges (STD 42 gpm)

* Note: Requires X or N Mounting Options

Mounting Options (Frame Space Required to Mount)

X STD L Brackets - Flanges Outward (16.25" required)
N No Drill Mounting (17.27" required)
M Offset Mount - Flanges Outward or Inward
(1.5" added Cooler to Frame Clearance)
(11.54" - In/In, 15.98" Out/Out, 13.76" In/Out required)

Suction Line Connection

N 1-1/2" Code 61 = no elbow fitting supplied
3 1-1/2" Code 61 = 45 degree elbow (1-1/2")
4 1-1/2" Code 61 = 45 degree elbow (1-1/4")
8 1-1/2" Code 61 = 90 degree elbow (1-1/2")
9 1-1/2" Code 61 = 90 degree elbow (1-1/4")

HydraFLOW HE Specifications and Capacities

	Standard	High Flow
Gallons Per Minute Hydraulic Flow	30 GPM	42 GPM
Hydraulic Pressure Rating	Standard Pressures - 2500 or 3000 PSI	Standard Pressures - 2500 or 3000 PSI
3 Step Package	Optional	Optional
Hydraulic System Gauges	Optional	Optional
Over Temperature LED Light	Standard	Standard
Hydraulic Hose Connections	High Pressure - 3/4" JICM Low Pressure - 1" JICM Suction - Code 61 Split Flange (select code in part number for size)	High Pressure - 3/4" JICM Low Pressure - 1" JICM Suction - Code 61 Split Flange (select code in part number for size)
Weight	95 LBS Dry	95 LBS Dry
Reservoir Capacity	5 Gallon	5 Gallon


Leading The Way for Chemical Unloading System Solutions

HydraFLOW[®] HE



- Hydraulic Oil Filter**
- Polyethylene Reservoir**
- Mounting Bracket Options:**
 - "L" Flange (STD)
 - "L" Flange Offset
 - No Drill (as Shown)

Optional Step Package



- Hydraulic System PSI**
- Filter Condition Indicator**
- LED Over Temp. Light**
- Hydraulic Oil Temperature and Fluid Level Gauge**

Optional Step Package

HydraFLOW Features & Benefits

Flow & Pressure Ratings

Two Flow Rate Options, 30 and 42 GPM. Pressures up to 3000 PSI.

Mounting Options

HydraFLOW HE is available with several different mounting brackets; standard to Frame Rail, offset to clear Huck Bolts, and the new NO DRILL method.

Frame Rail Space

Industry leading design, incorporating FMCSA Compliant Operator Steps. This Step Feature allows the HydraFlow HE to replace the Factory Steps and does NOT add to congested Frame Rail Space.

Over Temperature Circuit Bypass

The HydraFLOW HE comes standard with an integrated Over Temperature Bypass Circuit. This provides extra protection for The Cooler and expensive hydraulic pumps, motor, and other components in your hydraulic system. The HydraFlow HE is the answer for applications that can see an increase in heat, due to Vapor Lines, liquid viscosity and other Hydraulic System variables. The HydraFLOW HE limits the maximum heat of the Hydraulic Oil, and will automatically go in Bypass, protecting the complete Hydraulic System. This benefits the Hydraulic Pump & Motor, leading to longer Equipment Life and cost savings over the long haul.

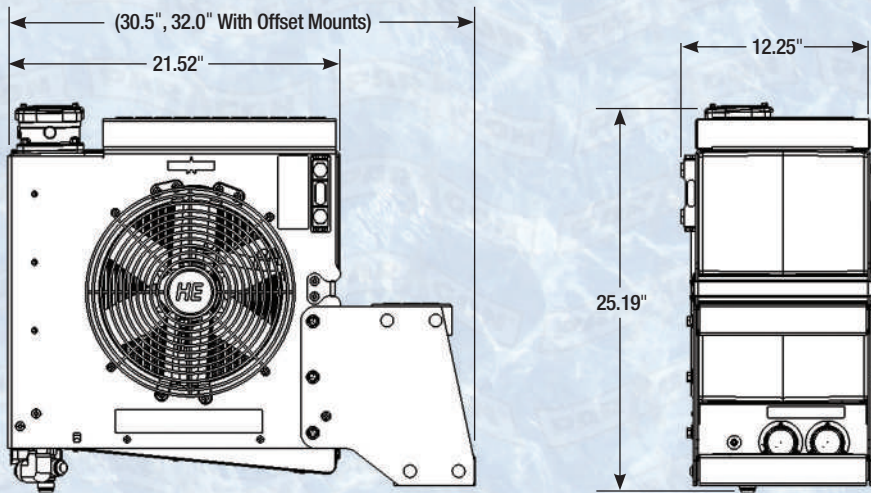
Bold Modern Design

Lightweight & durable, the HE's unique construction materials are designed to enhance Hydraulic Oil Cooling and Performance. Larger Oil capacity for applications requiring fluid for small actuators.

Quick and Easy Maintenance

Standard 10 Micron Nominal Oil Filter service is quick and simple. No oil loss or spill as the access is done from the top of the HE Cooler.

MOUNTING DIMENSIONS



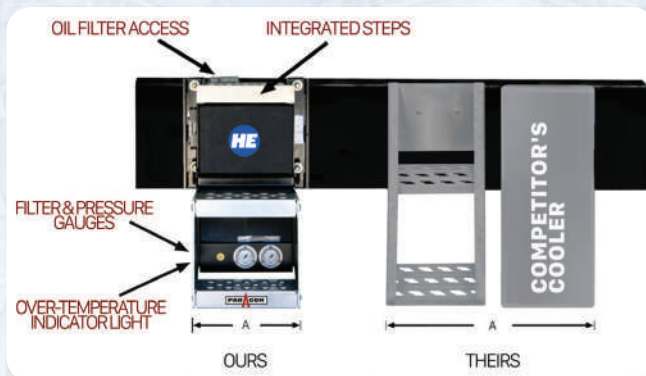
HYDRAULIC OIL COOLER

Paragon is the “Leader in the Industry” for Mobile Hydraulic Oil Coolers. The proven design of the current HydraFLOW coolers is the baseline of the new HydraFLOW HE Series. Hydraulically driven fan ensures safe, high speed cooling unlike any on the market.

The HydraFLOW HE offers several key advantages for Fleets needing Hydraulic System component protection that take up no additional frame space. Simply remove the factory steps and mount the HydraFLOW HE in the same space.

Built in Temperature bypass provides the Fleet Manager the reassurance that no matter what happens during the off-load, the equipment is protected from over heat damage.

The HydraFLOW HE offers several options allowing the Fleet Manager to select what is most important for the Fleet.



HydraFLOW VS COMPETITOR DIMENSIONS

	Paragon HE	Competitor 1	Competitor 2
A	12.25"	23.5"	24.25"

Warranty: Paragon warrants this product from defects in material and workmanship for 18 months from date of shipment or 12 months after initial startup day, whichever occurs first. For full Warranty Terms and Conditions, please refer to the HydraFLOW HE Owner's Manual. Patent No.: 9,981,607

PTO and Hydraulic Pump

Paragon offers a full line of PTOs and Hydraulic Pumps & Motors.



HYDRA SERIES



HydraFLOW HF

HydraFLOW SL



HydraFLOW HD

HydraFLOW HE



HydraCHEM

HydraAIR

